

CW-GPS-0004

1560-1610MHz Ceramic antenna

Key Features

Frequency: 1560-1610MHz

SMA Male Connector

Dimensions: 50.5*38.5*17 mm



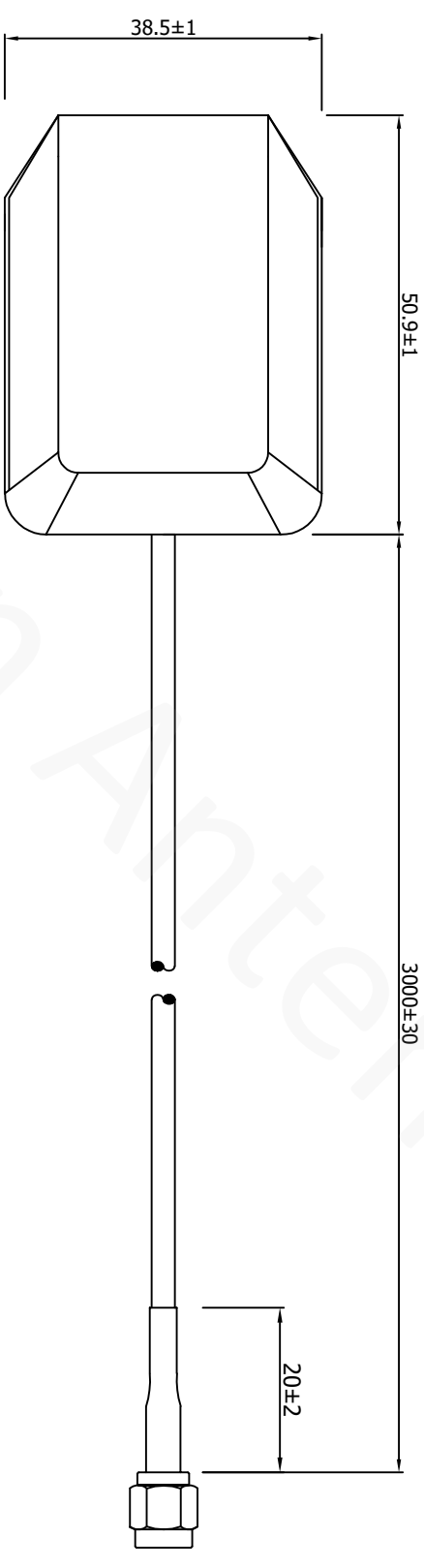
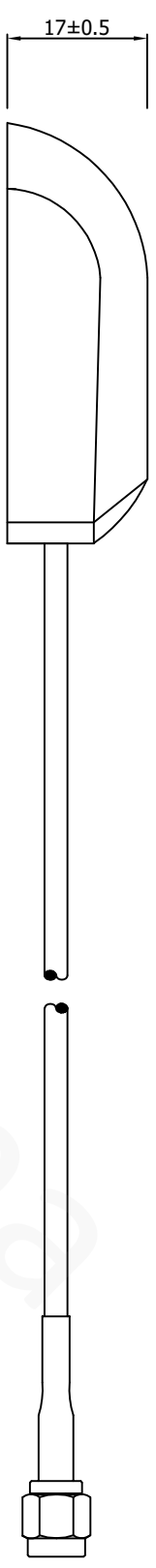
1. Antenna Electrical Characteristics

Band (MHz)	
Frequency (MHz)	1560-1610MHz
VSWR	2:1
Efficiency (%)	21.1%
Peak Gain (dBi)	2.48
	LNA Specification
Gain(dbi)	28
NF(db)	2.59
Impedance (Ohm)	50
Polarisation	RHCP
Max. Input Power (W)	2.5-5
Connector Type	SMA male

2. Material and environmental characteristics

External structure	ABS
Inner structure	PCB+Ceramics
Cable Type	RG174
Connector Type	SMA male
Dimensions (mm)	50.5*38.5*17mm
Antenna color	Black
Operation Temperature	-40 to +80
Storage Temperature	-40 to +80
Antenna Storage life(year)	10
Substance Compliance	ROHS

REV	Date	Description
X1	2023/12/21	New Issue



Specification(Free Test):
 Frequency Range: 1575.42MHz
 Impedance: 50Ω
 V.S.W.R: ≤2.0
 100% Continuity,short and open circuit test
 Materials,parts and process must by environmentally (ROHS)

7	Tube	20MM Heat shrinkable tube	1		
6	Sticker	Copperplate paper sticker	1		
5	Magnet	∅18mm diameter neodymium iron boron	1		
4	Shell	Black ABS	1		
3	Ceramic antenna	25*25*4mm	1		
2	Cable	RG 174	1		
1	Connector	SMA male	1		
NO	Name	Description	Q'TY	Remark	
XX	±5.0	Approved			
X	±3.0	Customer			
.X	±1.0	Part NO.			
.XX	±0.2	Part name	External antenna		
.XXX	±0.1	CW P/NO.	CW-GPS-0004		
		Drawing	REV	Unit	File
			X1	m/m	Sheet :
					1/1



4. Antenna test parameters


Antenna Measurement Conditions:

Mounted on Ground Plane of 280 x 80 mm

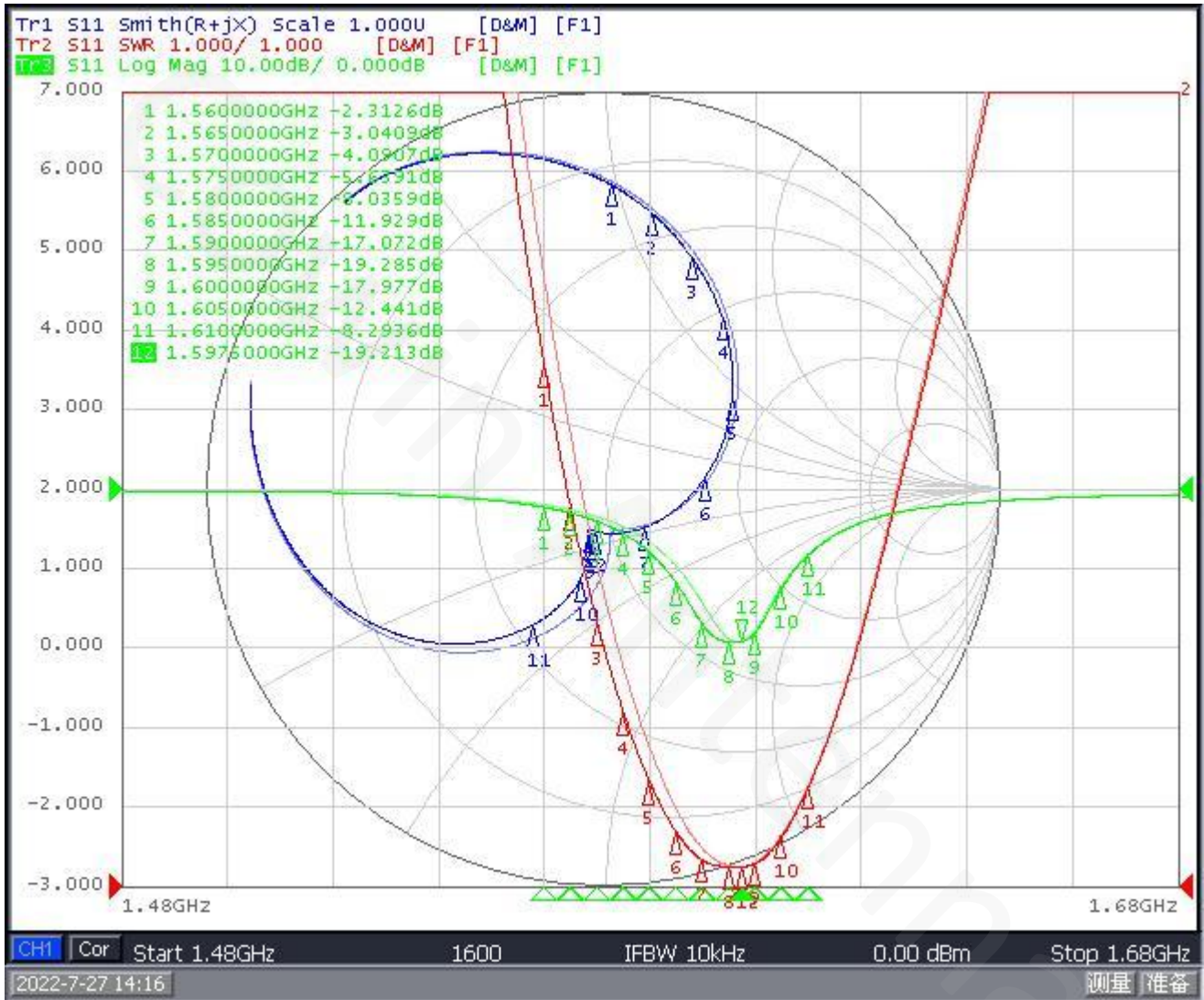
Measured in Certified 3D Anechoic Chamber

The network analyzer is Agilent 5071c

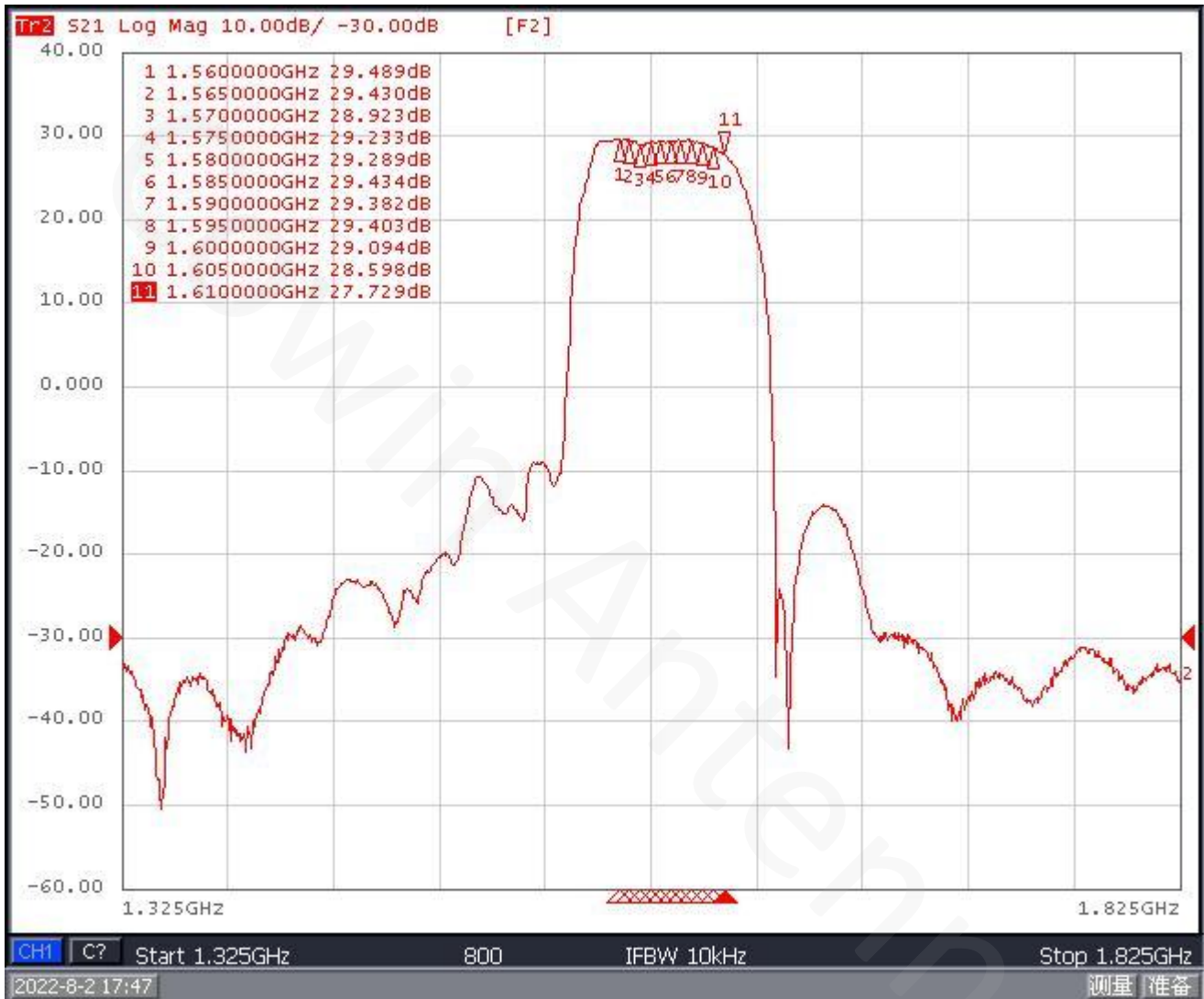
The comprehensive tester is Agilent cmv500



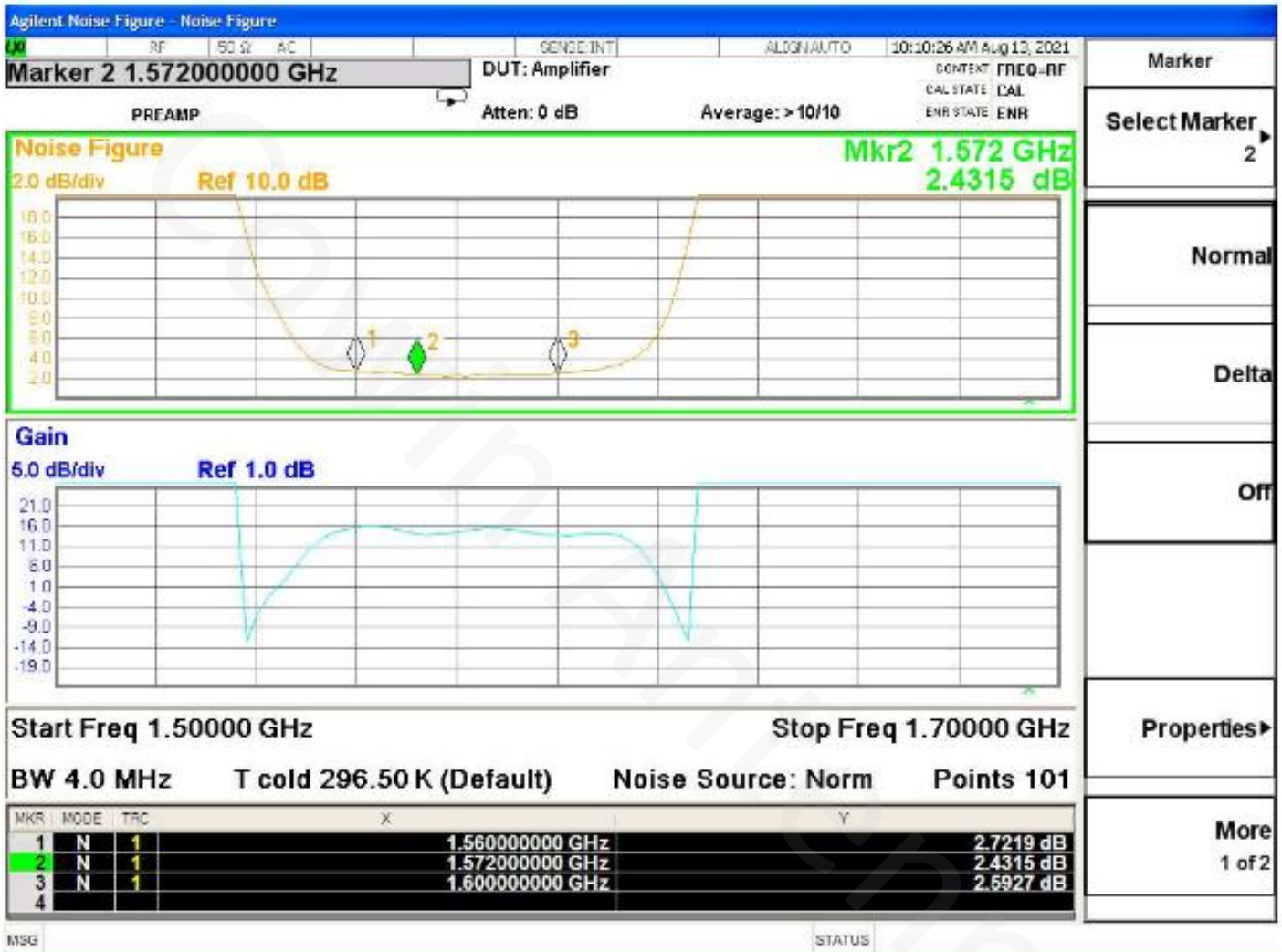
4.1 VSWR



4.2 LNA Gain (dBi)



4.3 Noise figure @ 3.0V



4.4 Search GPS signal test(Place outside the window)

